

Smart Feedback

Site Intelligence Simplified

[Site Management](#)

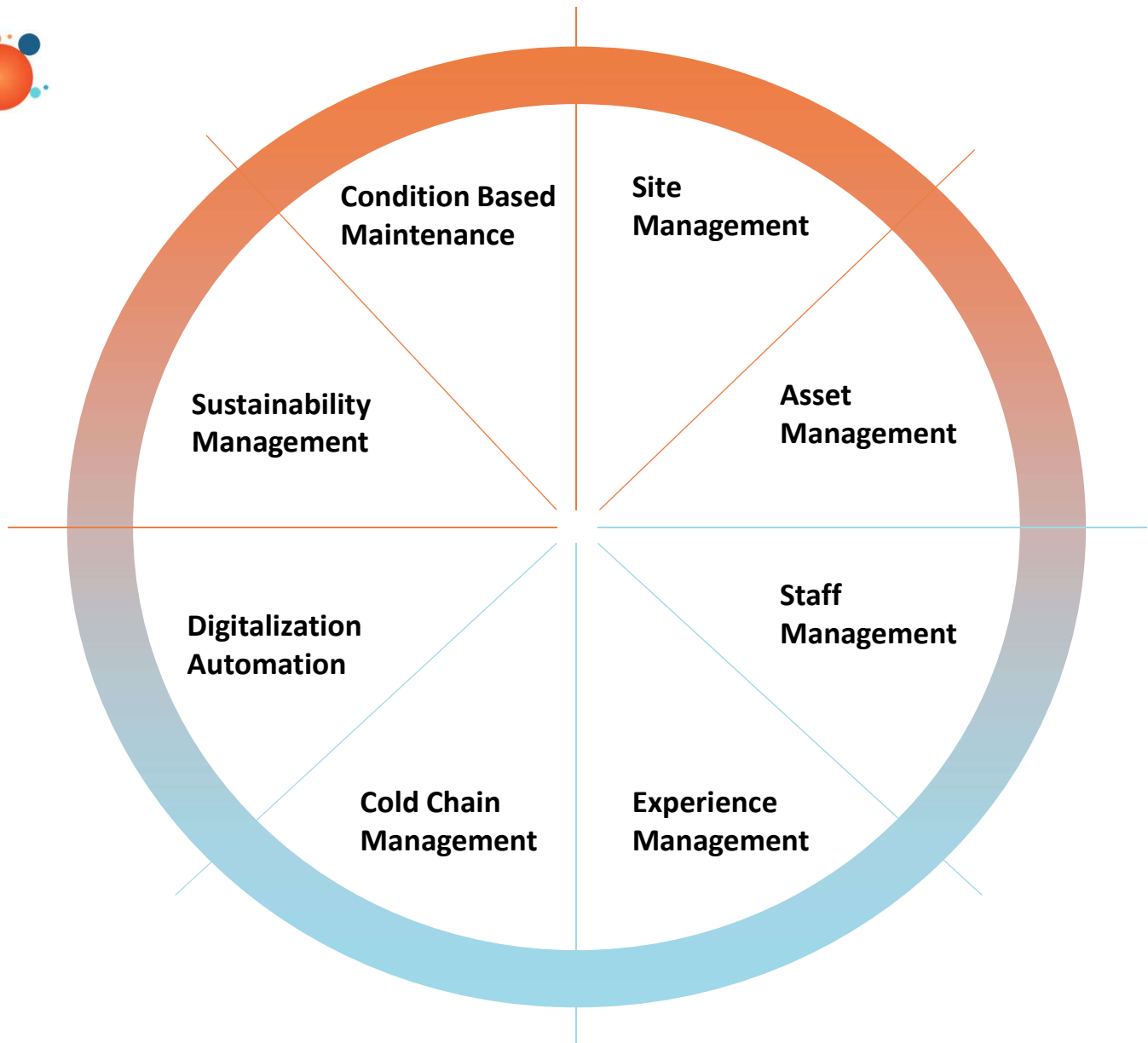
[Asset Management](#)

[Staff Management](#)

[Sustainability Management](#)



Real Time Intelligence and Automation to Improve Site Performance



Improve Business Performance By Optimizing Site Performance

Real Time Data Makes Connected Sites Responsive.

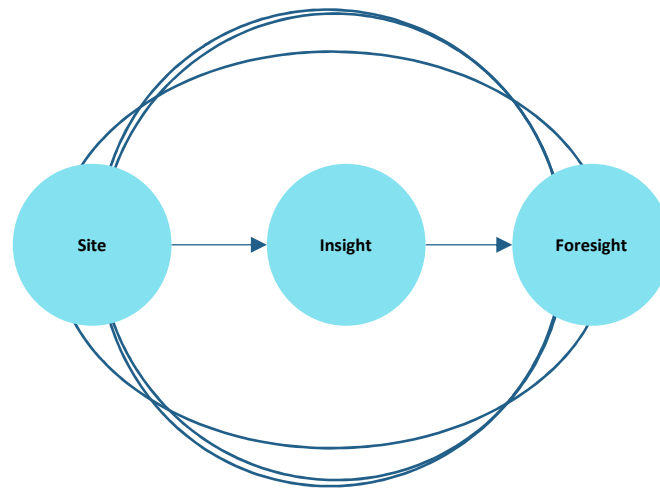
Manage sites dynamically to reduce costs and increase efficiency, and thus impact profits and business performance. Staff, Customers, Assets, and Processes come together at sites. Tech solutions can be used to improve site efficiency and operations, impact tenant and user experience, manage asset optimization, and ensure resource optimization. These solutions deliver improved business value by reducing costs, reducing downtime, improving staff productivity, and increasing customer happiness.

Deployed In:

**Facilities . Real Estate . Warehouses . Cold Logistics . Cold Chain . Healthcare .
Pharma . Retail . Airports . Railways . Metro . Public Infra . Power Infra**



Digitalizing, Optimizing, and Automating Smart Sites



Data Acquisition	Data Insights	Data Foresight
Collection: Ingest data from IOT devices or digital channels	Analytics: Real Time, Time Series, Comparative Analytics	Integration: API Based, Link to Client ERP or CRM Systems
Attribution: Multi-parameter data source attribution	Visualization: GIS, Drill Down, Multi Parameter Charts	Enhanced Analytics: Custom AI/ML predictive algorithms
Fusion: Add custom secondary data, on custom request	Action Engine: Custom Rules Engine, Auto Alerts, Multi Tier	Custom Cognitive Automation: Custom Modules on request



Edge Gateway



Apps & Tabs

Sensors



Temperature



Humidity



Door Lock



Proximity



Power, Current



Footfall



Gases, Particles



Pressure Transducer




Level Sensor



People Metrics





Site Management

Monitor sites and process parameters.

Manage distributed site operations through integrated insights and reports to gather site intelligence and improve site operations.

Measure:

Temperature . Humidity . Door Lock . Current . Power .
Lux . Footfall . Fuel Level . Gases . Location

**Improve management
of sites or a portfolio of
distributed sites
through intelligence,
automation, and
unified dashboards.**



Asset Management

**Monitor and maintain assets registry, inventory,
maintenance, and performance.**

Detect real time faults and breaches. Raise alerts and create feedback action engine to improve sites and facilities operations.

Measure:

Temperature . Current . Power . Fuel Level . Proximity
. Location . Asset Registry . Asset Maintenance
Check Sheet . Asset Efficiency . Inspection
Management . Renewals & Contracts Check Sheets

**Improve real time
asset management
through understanding
and predicting
performance and
condition based
maintenance.**





Improve productivity, performance, and tracking of staff through technology augmentation.



People Management
Monitor and track staff.

Manage staff attendance, task allocation, location, and performance to improve site productivity and business impact.

Measure:

Footfall . Location . AI Based Biometrics . Apps . Attendance . Task Checklist . Task Allocation



Experience Management
Monitor site experience and manage experience journey of users.

Understand customer and staff experience, and enable site services to improve site performance and customer satisfaction.

Measure:

Experience Feedback . Grievance Management . Footfall . Location . Biometrics . Apps . Order Management . Space Utilization Management . Service Level Check Sheets . Community E-platforms

Manage customer experience dynamically to build satisfied, loyal, and advocate customers.





Cold Chain Management

Monitor cold site and process parameters.

Manage distributed warehouses and cold logistics to ensure cold sites and cold chains, and assure product quality

Measure:

Temperature . Humidity . Door Lock . Current . Power .
Lux . Footfall . Fuel Level . Gases . Location

Assure product quality and customer safety by improving cold chain sites and supply chain.



Sustainability Management

Monitor site energy and water consumption.

Optimize resource usage in existing buildings to improve site sustainability parameters.

Measure:

Temperature . Humidity . Current . Power . Lux .
Footfall . Fuel Level . Bin Level . Location . Baseline
Energy Audit

Improve the sustainability footprint of sites by optimizing energy and water consumption.





***Cognitive Automation
enables businesses to
bring insights driven
accountability.***

Site Digitalization

Embed monitoring of sites, assets, and people into client business processes.

Enable cognitive process automation to create data driven insights, and rules or cognitive intelligence driven action

Measure:

Digital Apps . Process Check Sheets . Custom Reports . Customizable AI Analytics Engine



Condition Based Monitoring

Understand performance of critical assets.

Understand asset condition and energy consumption. Recognize performance patterns, and build predictive recommendations to optimize assets and sites efficiency.

Measure:

Temperature . Humidity . Current . Power . Lux . Footfall . Fuel Level . Location . Baseline Energy Audit

***Improve Sustainability
parameters through
technology enabled
optimization of scarce
resources.***





Analytics & Reports

Actionable Insights for Business Excellence

Intuitive Visualizations, Interactive Dashboards

Cloud Based Platform
Device & Data Management
Remote Configuration
Device Health Monitoring

Analytics Engine with
Artificial Intelligence (AI),
Machine Learning (ML),
And Big Data

Track and manage metrics
Relate to Business KPIs
Raise alerts on metric breaches
Identify patterns and trends

Real Time and Historical Reports

Drill Down to Details

Time Stamped and Aggregate Response Patterns
Multiple Metric Levels & Threshold Breaches Captured

Link to Quality Assurance and Operational Efficiency KPIs
Enable Operations Team or Business Teams



Features

Device Set Up
Configuration
Threshold Setup
Rules Engine

Metrics

Parameter Levels
Breach Levels
Business KPIs
Quality, Efficiency

Charts

Daily, Weekly, Monthly
Time Series Data
Comparative Data
Breaches & Alerts

Maps

GIS Heat Maps
Drill down details
Geotagged Sites
Device Health





Unified View of Performance

Site Wise and Portfolio Wise Intelligence



Manage Sites . Assets . People . Experiences

Get real time visibility into the last mile

Understand performance and gaps
Build data driven cognitive automation

Improve site operations and user experiences
Convert staff and customers into advocates



Features

Drill Down Reports
By Metric
By Location
By Time

Reports

Excel Download
PDF Download
SMS/ Email Alerts
Visual, Tabular

Charts

Comparative by Metric
Comparative by Breach
Comparative by Time
Comparative by Location

Maps

GIS Visualization
Geotagged Sites
Device Heat Map
Breach Map

Real Time Data Collection . Multi Location, Multi Parameter Data Management . Dynamic Reports and Action Engine



Enabling Digital Transformation Improving Business Performance



Impact Operations & Experience

Ensure Site Experience

Understand experiences at every point of interaction. Leverage technology to deliver seamless engagement, interaction and service delivery. Motivate staff by bringing transparency.

Improve Distributed Operations

Monitor people and assets in real time. Raise instant rules-based alerts for rapid response. Create multi-tiered escalations to ensure closed loop action. Create data-driven business improvement, transparency, and accountability.

Improve Business Productivity

Use big data and comparative analytics to detect and predict patterns in supply chain breaches. Monitor condition and deviations proactively. Improve business and user experience.

Facilities . Real Estate . Hospitals . Retail . Transport . Railways . Airports . Services . Infrastructure Management . Cold Chain . Warehouses . Cold Logistics



Gaia is a feedback, data automation, and analytics company solving wide area problems using a unique blend of Internet of Things, digital technologies, connectivity, data automation, and big data analytics.

We bring intelligence from humans and signals to create end to end solutions that bring real time and longitudinal visibility and actionable intelligence into the opaque last mile.

Gaia solutions are CE certified and GDPR compliant. Gaia solutions are trusted by enterprise and government clients.

Gaia helps its clients improve service delivery, operations, process assurance, asset and supply chain monitoring.

Site Intelligence Simplified

www.gaia.in

sales@gaia.in

[+91 96992 54454](tel:+919699254454)

